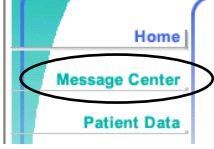
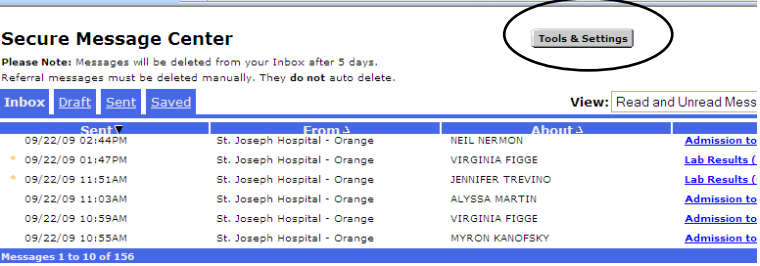
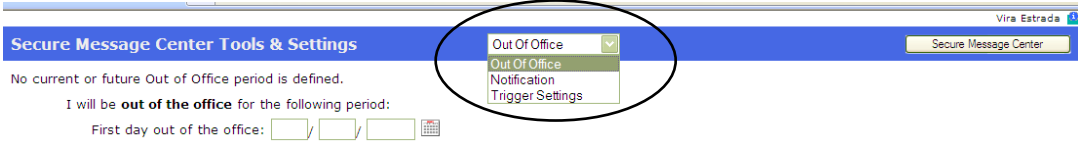
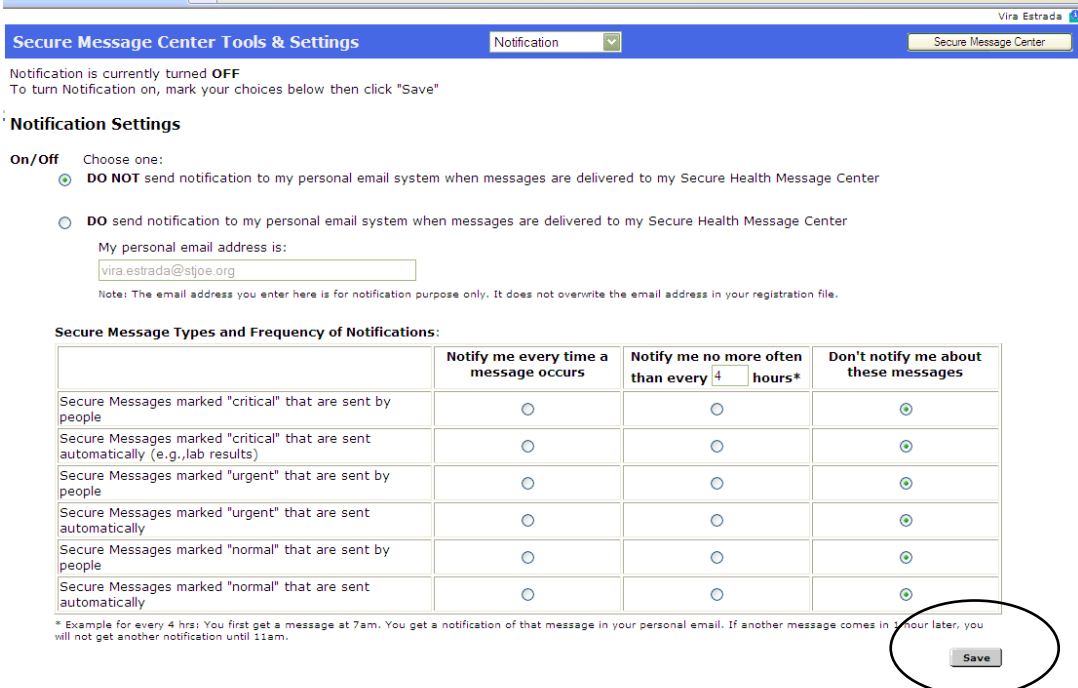


PhysConnect Notification Alerts – Setup Guide

Step 1	<ul style="list-style-type: none"> Open your internet browser (I.E. or Firefox) and go to www.sjo.physconnect.org Enter your user name and password For additional assistance, call Vira Estrada-Morse 714-771-8000 x17870.
Step 2	<p>Click “Message Center” from menu on the left of the screen</p> 
Step 3	<p>Click on “Tools & Settings”</p> 
Step 4	<p>Choose the “Notification” setting from the selection box.</p> 
Step 5	<p>Select the appropriate settings and click on “Save” located in the bottom right corner of the screen.</p>  <p>**If you would like for PhysConnect to send a Text Message to your cellular phone, please call Vira Estrada-Morse 714-771-8000 x17870 for more information. <i>Too complicated to add to these instructions.</i></p>